



Swiss Life Funds III (CH) Equity Global CHF A Cap

SwissLife
 Asset Managers

NAV fund: 7.04 M CHF | NAV per unit: 102.46 CHF

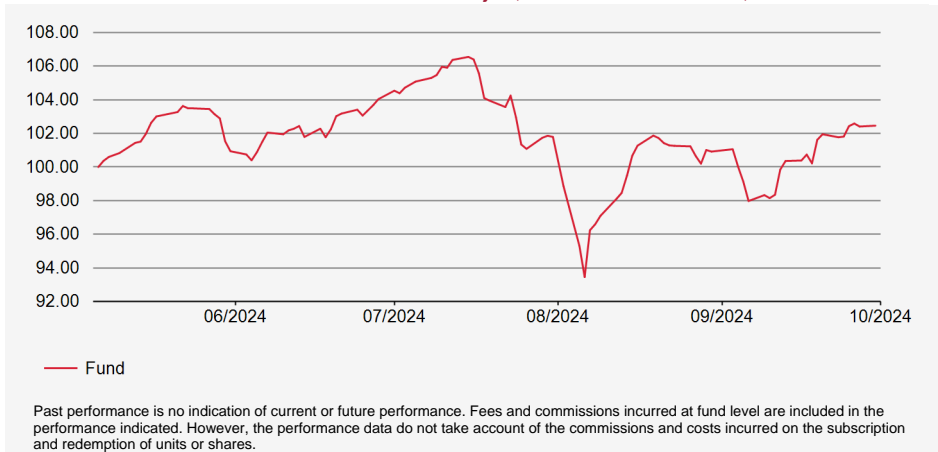
Management Commentary

The fund delivered a positive performance of around 1.5% in September which is very close to global equity indices. A key positive contributor was the JP Morgan Emerging Market fund which profited from the strong rebound in Chinese equities after the authorities announced stimulus measures. The weakest performer was the Swiss equity fund which suffered from the general underperformance of Swiss equities.

Investment Strategy

The investment objective is to achieve long-term capital growth with a reasonable return. To achieve the investment objective, the sub-fund invests, by means of collective investments, in a broadly diversified portfolio of equities with a focus on issuers worldwide. The product is actively managed. Investment decisions can be freely made within the framework of the investment objective and policy.

Evolution in reference currency (base value 100)



Performance

Insufficient history of data

Performance in reference currency

	Cumulative Performance					Annualised performance			
	YTD	1 month	1 year	3 years	5 years	Incep.	3 years	5 years	Incep.
Fund	-	1.53%	-	-	-	2.46%	-	-	-

Fund Characteristics

Launch Date: 06/05/2024
ISIN: CH1313661188
LEI: 254900TLR077107A9H62
GIIN: YFGBH8.00246.ME.756
Swiss security number: 131366118
Bloomberg Code: SWLFGBA SW
Morningstar Category: Global Large-Cap Blend Equity
Reference Currency: CHF
Fund Domicile: Switzerland
Issuing Commission (max.): 0.00%
Redemption Fees (max.): 0.00%
Management Fees: 0.05%
Performance Fees: None
Ongoing Charges as of 06/05/2024: 0.56%
Income distribution: Capitalisation
 The product presents a risk of capital loss.

Risk Indicators



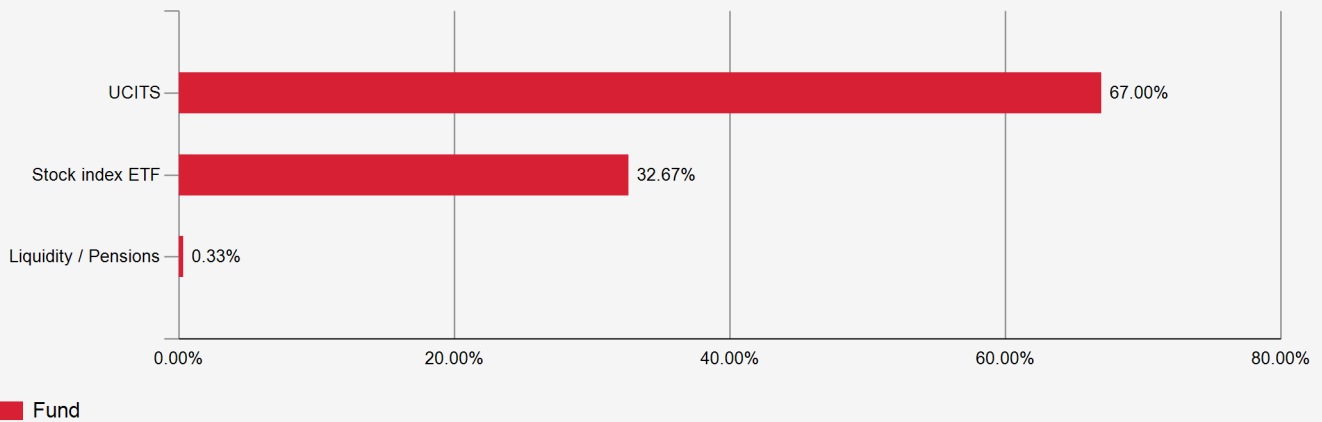
Max. Drawdown
-12.29%

Recovery
-

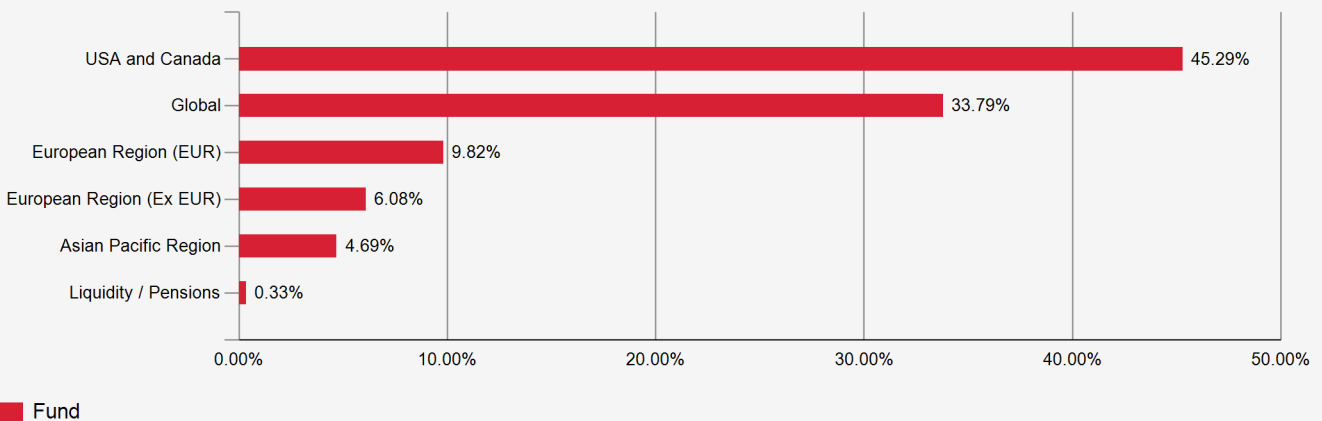
Annualized weekly	1 year	3 years	Incep.
Portfolio volatility	-	-	13.87%
Sharpe Ratio	-	-	0.33

Swiss Life Funds III (CH) Equity Global CHF A Cap

Sector Breakdown



Geographic Breakdown



Main Positions

No	Issue	Country	Sector	%
1	JPM US REI ESG UCITS ETF		Stock index ETF	25.07%
2	JPM GLOBAL FOCUS-IA	-	UCITS	22.85%
3	S LIFE LX-EQUITY ESG USA-I A	-	UCITS	20.23%
4	JPMORGAN-EM MRKT DIV-I	-	UCITS	10.94%
5	S L LX-EQ ESG GL-I EURCAP	-	UCITS	5.02%
6	SWIS LI EQ ESG EUR Z-IEURCAP	-	UCITS	4.79%
7	UBSETF MSCI JAPAN JPY A-ACC		Stock index ETF	4.69%
8	SWIS LF IN CH EQ SW ACP-ICAP	-	UCITS	3.17%
9	ISHARES CORE FTSE 100 ACC		Stock index ETF	2.91%
Total main positions				99.67%
Total number of holdings				9