



# Swiss Life Funds III (CH) Equity High Dividend CHF A Cap

SwissLife  
 Asset Managers

NAV fund: 5.92 M CHF | NAV per unit: 103.79 CHF

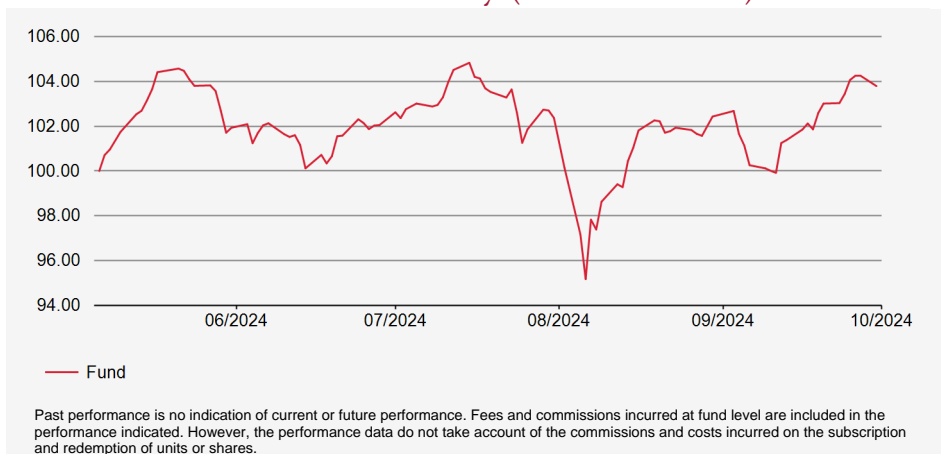
## Management Commentary

The fund delivered a positive performance of around 1.3% in September which is very close to global equity indices. A key positive contributor was the JP Morgan Emerging Market fund which profited from the strong rebound in Chinese equities after the authorities announced stimulus measures. The weakest performer was the iShares Swiss Dividend ETF which suffered from the general underperformance of Swiss equities.

## Investment Strategy

The investment objective is to achieve long-term capital growth with a reasonable return. To achieve the investment objective, the sub-fund invests, by means of collective investments, in a broadly diversified portfolio of equities with a focus on dividends. The product is actively managed. Investment decisions can be freely made within the framework of the investment objective and policy.

## Evolution in reference currency (base value 100)



## Performance

Insufficient history of data

## Performance in reference currency

	Cumulative Performance						Annualised performance		
	YTD	1 month	1 year	3 years	5 years	Incep.	3 years	5 years	Incep.
Fund	-	1.33%	-	-	-	3.79%	-	-	-

## Fund Characteristics

**Launch Date:** 06/05/2024  
**ISIN:** CH1313661196  
**LEI:** 254900HKTBVOQSKBFO52  
**GIIN:** YFGBH8.00247.ME.756  
**Swiss security number:** 131366119  
**Bloomberg Code:** SWFHGDA SW  
**Reference Currency:** CHF  
**Fund Domicile:** Switzerland  
**Issuing Commission (max.):** 0.00%  
**Redemption Fees (max.):** 0.00%  
**Management Fees:** 0.05%  
**Performance Fees:** None  
**Ongoing Charges as of 06/05/2024:** 0.70%  
**Income distribution:** Capitalisation  
 The product presents a risk of capital loss.

## Risk Indicators



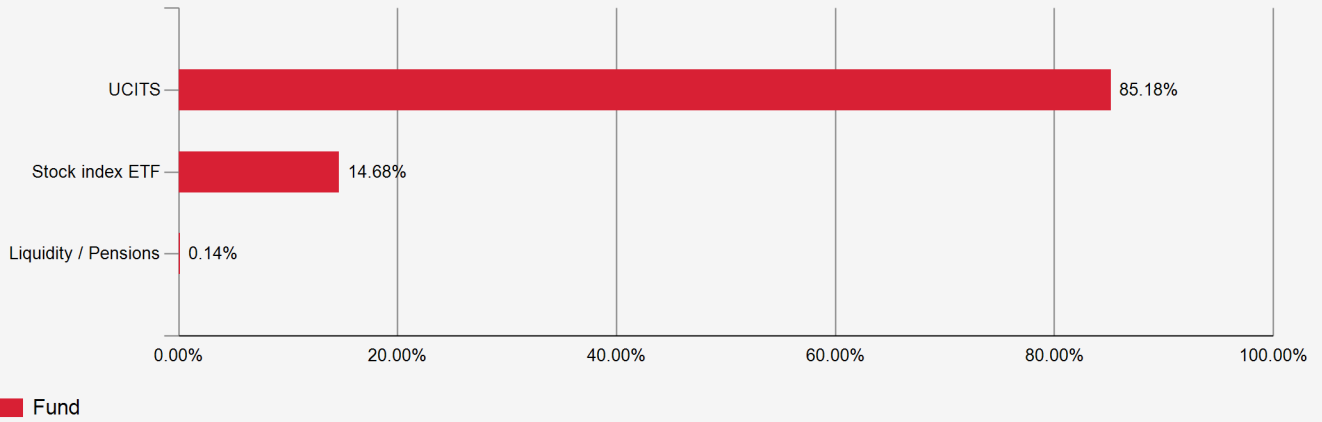
**Max. Drawdown**  
**-9.21%**

**Recovery**  
**-**

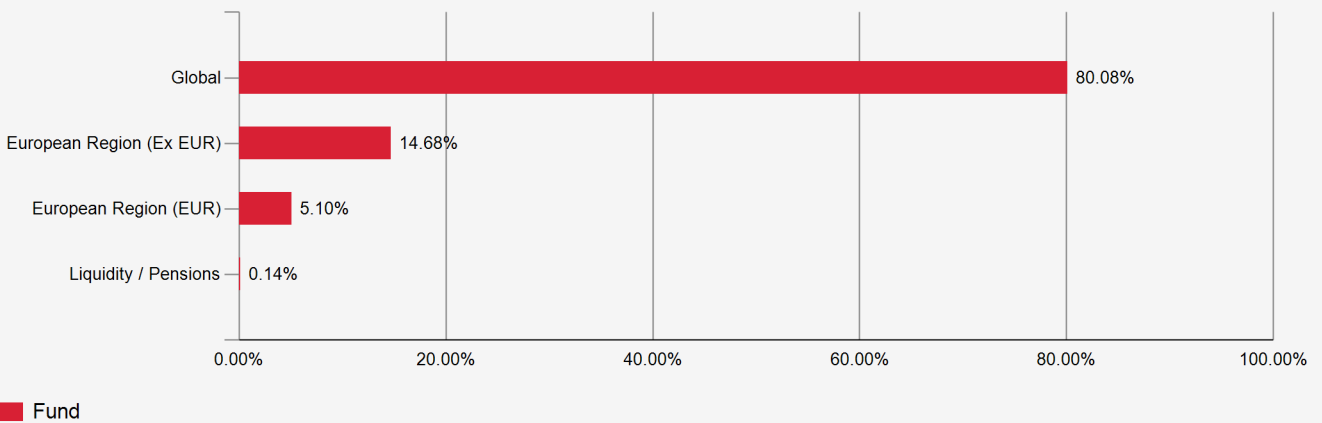
Annualized weekly	1 year	3 years	Incep.
Portfolio volatility	-	-	11.47%
Sharpe Ratio	-	-	0.79

# Swiss Life Funds III (CH) Equity High Dividend CHF A Cap

## Sector Breakdown



## Geographic Breakdown



## Main Positions

No	Issue	Country	Sector	%
1	M&G LX GLB DIVIDEND-EUR CACC	-	UCITS	25.50%
2	SWIS L LX-EQ ESG GL HD-E IC	-	UCITS	22.16%
3	AEGON GBL EQTY INC-S-EUR-INC	-	UCITS	21.57%
4	ISHARES SWISS DIVIDEND CH	-	Stock index ETF	14.68%
5	JPMORGAN-EM MRKT DIV-I	-	UCITS	10.84%
6	EQTY EURO HIGH DIVD-IEURDIS	-	UCITS	5.10%
<b>Total main positions</b>				<b>99.86%</b>
<b>Total number of holdings</b>				<b>6</b>